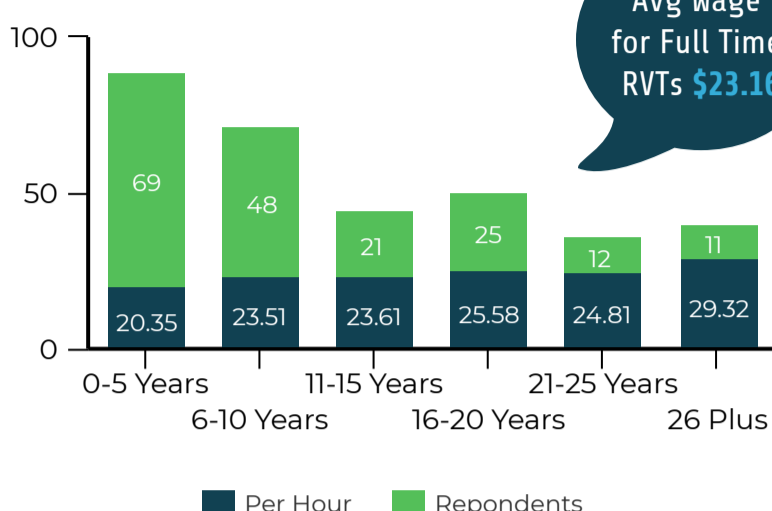



2020 MVTA RVT Wage Survey

The MVTA surveyed 395 RVTs in Manitoba and received responses from over 47% of our membership. Here are the results of this survey.

2020 Wage Average Based on Years

Wage Increases
54.3%
of RVTs said that they receive an annual wage increase.

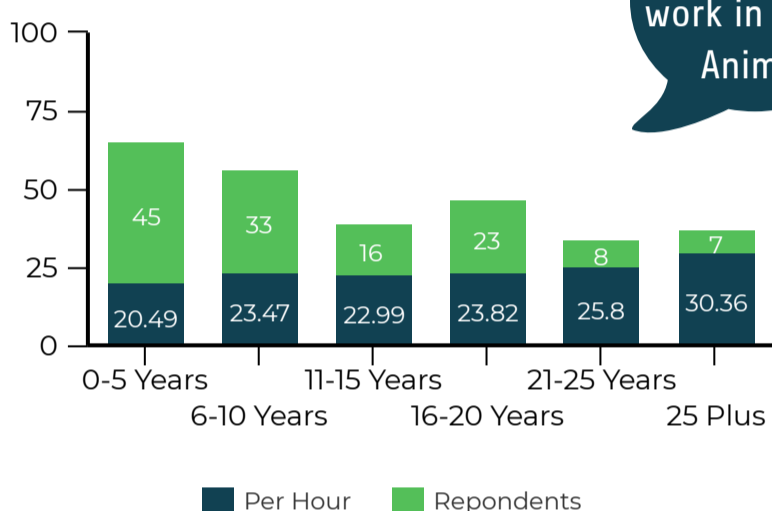



Avg Wage for Full Time RVTs **\$23.16**

25.8% of RVTs haven't received a pay increase in 2 or more years

2020 Small Practice Wage Average

Breaks and Lunch
32%
of RVTs surveyed take breaks daily at work.



60% of RVTs work in Small Animal

92% of employers pay for CE and 49% of RVTs are paid while attending CE

\$26.32 is the IDEAL wage that an RVT feels that they should be making per hour.

The highest full time wage reported was \$40.00/hour and the lowest actual wage was \$16.50/hour

The average a new RVT graduate in Manitoba is making **\$18.57** per hour

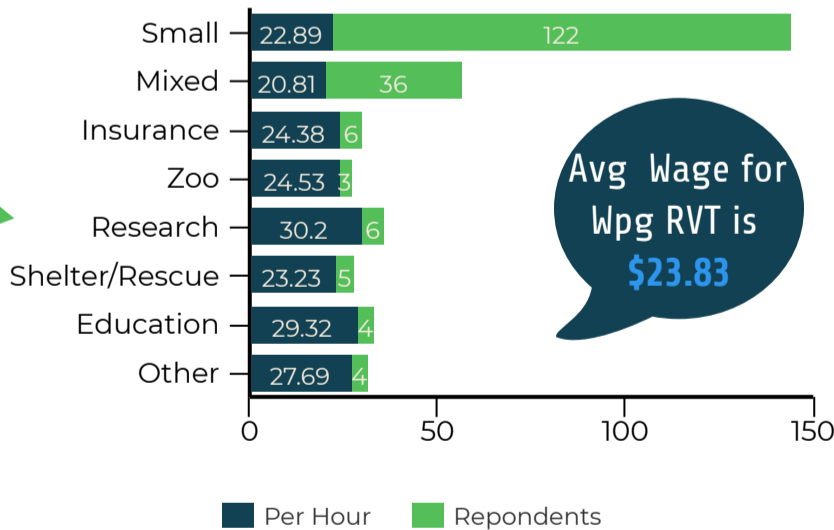

Measuring Performance
36% of RVTs surveyed have not received a performance review in 2 years or greater.

50% of RVTs receive an annual pay increase that is inline with the cost of living and on average receive 14 days vacation annually,

79% of RVTs stated that they are required to work overtime

2020 Wage Average Based on Industry

76.9% of RVTs surveyed stated that they work full time.

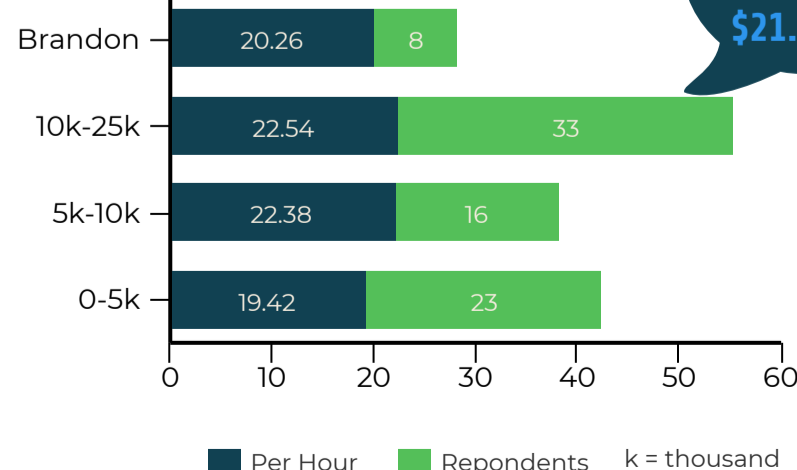


Avg Wage for Wpg RVT is **\$23.83**

10.3 years was the average RVTs have currently worked in the field.

2020 Wage Based on Population Density

On Call
13.3%
of rural RVTs surveyed are scheduled to be on call.



Avg wage for rural MB is **\$21.73/hr**

The longest commute to work for an RVT is **136km** one way.